



TRU-FIT PRODUCTS • TRU-WELD

QUALITY WELD STUDS, STUD WELDING EQUIPMENT AND FASTENERS SINCE 1928

Atlanta • Calgary • Chicago • Dallas • Denver • Houston • Kansas City • Las Vegas • Medina • New York City • Salt Lake City • Smithville • Toronto • Vancouver

TABLE OF CONTENTS

Headed Anchor Chucks	1
Adjustable Chucks	2
Long and Rectangular Chucks	3
Chucks	4
Ferrule Grips	5
Thru Deck Accessories	6
Special Feet & Ferrule Plates	7
Closed Feet	8
Split Feet	9
Miscellaneous Gun Parts	10
PSR Accessories	11-12
Special Accessories	13
Capacitor Discharge Accessories	14-16
Adapters	17
Weld Cable Connector	18
Control Cable Connector	19
Panel Mount Accessories	20



TRU-FIT PRODUCTS • TRU-WELD

QUALITY WELD STUDS, STUD WELDING EQUIPMENT AND FASTENERS SINCE 1928

Atlanta • Calgary • Chicago • Dallas • Denver • Houston • Kansas City • Las Vegas • Medina • New York City • Salt Lake City • Smithville • Toronto • Vancouver


HEADED ANCHOR CHUCKS

3/8 DIA. HEADED ANCHOR CHUCK (3/4" DIA. HEAD)

DESCRIPTION	PART NO.
SCREW ON CHUCK	CH-037-S
TAPERED CHUCK	CH-037-T
TINE SLEEVE	CH-037-1
SCREW ON BASE	CH-037-2S
TAPERED BASE	CH-037-2T
STOP SCREW	CH-037-3


1/2 DIA. HEADED ANCHOR CHUCK (1" DIA. HEAD)

DESCRIPTION	PART NO.
COMPLETE ASSEMBLY	CH-050
TAPERED CHUCK	CH-050-T
TINE SLEEVE	CH-050-1
BASE	CH-050-2
STOP SCREW	CH-050-3
TAPERED BASE	CH-050-2T



5/8 & 3/4 DIA. HEADED ANCHOR CHUCK (1-1/4" DIA. HEAD)

DESCRIPTION	PART NO.
COMPLETE ASSEMBLY	CH-075
TINE SLEEVE	CH-075-1
BASE	CH-075-2
STOP SCREW	CH-075-3



7/8 DIA. HEADED ANCHOR CHUCK (1-3/8" DIA. HEAD)

DESCRIPTION	PART NO.
COMPLETE ASSEMBLY	CH-087
TINE SLEEVE	CH-087-1
BASE	CH-087-2
STOP SCREW	CH-075-3

1" DIA. HEADED ANCHOR CHUCK (1-5/8 DIA. HEAD)

DESCRIPTION	PART NO.
COMPLETE ASSEMBLY	CH-100
TINE SLEEVE	CH-100-1
BASE	CH-100-2
STOP SCREW	CH-075-3
1-1/4 CHUCK	CH-125



TRU-FIT PRODUCTS • TRU-WELD


QUALITY WELD STUDS, STUD WELDING EQUIPMENT AND FASTENERS SINCE 1928

Atlanta • Calgary • Chicago • Dallas • Denver • Houston • Kansas City • Las Vegas • Medina • New York City • Salt Lake City • Smithville • Toronto • Vancouver

CHUCKS

ADJUSTABLE CHUCKS

PART NO.	STUD DIA.
CN-008	#2
CN-010	12 GA & #4
CN-012	1/8 & #5
CN-013	10 GA & #6
CN-015	#8
CN-018	#10
CN-021	.215
CN-025	1/4
CN-031	5/16
CN-033	.330
CN-037	3/8
CN-043	7/16
CN-050	1/2
CN-056	9/16
CN-062	5/8
CN-068	.680
CN-075	3/4
CN-087	7/8
CN-100	1"
CN-002M	2MM (.079)
CN-004M	4MM (.155)
CN-005M	5MM (.196)
CN-006M	6MM (.236)
CN-008M	8MM
CN-010M	10MM (.390)
CN-012M	12MM (.472)
CN-014M	14MM (.551)
CN-016M	16MM
CN-018M	18MM (.708)
CN-020M	20MM
CN-025T	1/4
CN-031T	5/16
CN-037T	3/8



PART NO.	STUD DIA.
CDCN-010	#4 & 12GA
CDCN-013	#6 & 10GA
CDCN-015	#8
CDCN-018	#10
CDCN-025	1/4
CDCN-031	5/16
CDCN-037	3/8
CDCN-050	1/2
CDCN-004M	4MM
CDCN-006M	6MM
CDCN-008M	8MM
CDCN-010M	10MM
CDCN-012M	12MM



TRU-FIT PRODUCTS • TRU-WELD

QUALITY WELD STUDS, STUD WELDING EQUIPMENT AND FASTENERS SINCE 1928

Atlanta • Calgary • Chicago • Dallas • Denver • Houston • Kansas City • Las Vegas • Medina • New York City • Salt Lake City • Smithville • Toronto • Vancouver

LONG AND RECTANGULAR CHUCKS

3-7/8" LONG ADJUSTABLE CHUCKS

PART NO.	STUD SIZE
CM-013	#6
CM-015	#8
CM-018	#10 & 5MM
CM-025	1/4
CM-031	5/16
CM-033	.330
CM-037	3/8
CM-043	7/16
CM-050	1/2
CM-056	9/16
CM-062	5/8
CM-075	3/4
CM-006M	6 MM
CM-008M	8MM
CM-010M	10MM
CM-012M	12MM



4-3/4" EXTRA LONG ADJUSTABLE CHUCKS

PART NO.	STUD SIZE
CL-013	#6
CL-015	#8
CL-018	#10
CL-025	1/4
CL-031	5/16
CL-037	3/8
CL-043	7/16
CL-050	1/2
CL-062	5/8
CL-075	3/4




STUD WELDABLE REBAR CHUCKS

PART NO.	STUD SIZE
1/2	CSW-050
5/8	CSW-062
3/4	CSW-075

RECTANGULAR CHUCKS

PART NO.	STUD SIZE
CR-CA	1/8 X 1/4
CR-CB	1/8 X 3/8
CR-CC	1/8 X 5/8
CR-CH	1/8 X 7/8
CR-CE	1/8 X 1"
CR-CF	1/4 X 3/4





TRU-FIT PRODUCTS • TRU-WELD

QUALITY WELD STUDS, STUD WELDING EQUIPMENT AND FASTENERS SINCE 1928

Atlanta • Calgary • Chicago • Dallas • Denver • Houston • Kansas City • Las Vegas • Medina • New York City • Salt Lake City • Smithville • Toronto • Vancouver

CHUCKS

Y ANCHOR CHUCKS

<u>PART NO.</u>	<u>ANCHOR SIZE</u>
CY-018	3/16
CY-025	1/4
CY-031	5/16
CY-037	3/8




BENT STUD CHUCK

<u>PART NO.</u>	<u>STUD DIA.</u>	<u>BEND</u>
CB-037-90	3/8	90°
CB-037-45	3/8	45°
CB-050-90	1/2	90°
CB-050-45	1/2	45°
CB-062-90	5/8	90°
CB-062-45	5/8	45°
CB-075-90	3/4	90°
CB-075-45	3/4	45°



MALE CHUCKS

<u>PART NO.</u>	<u>HOLE SIZE</u>
CX-008-32	8/32
CX-010-24	10-24
CX-010-32	10-32
CX-025-20	1/4-20
CX-031-18	5/16-18
CX-033	.335
CX-037	3/8-16
CX-050-13	1/2-13
CX-062-11	5/8-11
CX-075-10	3/4-10
CX-025	1/4
CX-037	3/8
CX-050	1/2
CX-062	5/8





TRU-FIT PRODUCTS • TRU-WELD


QUALITY WELD STUDS, STUD WELDING EQUIPMENT AND FASTENERS SINCE 1928

Atlanta • Calgary • Chicago • Dallas • Denver • Houston • Kansas City • Las Vegas • Medina • New York City • Salt Lake City • Smithville • Toronto • Vancouver

CLOSED FERRULE GRIP (1" LONG) BRASS


FERRULE GRIPS

PART NO.	STUD SIZE	GRIP DIA.(D)	FOOT SIZE
GN-019	3/16	.305	SMALL CLOSED
GN-025	1/4	.380	SMALL CLOSED
GN-031	5/16	.445	SMALL CLOSED
GN-037	3/8	.505	SMALL CLOSED
GN-043	7/16	.585	SMALL CLOSED
GN-050	1/2	.650	SMALL CLOSED
GN-062	5/8	.785	MEDIUM CLOSED
GN-075	3/4	1.030	MEDIUM CLOSED
GN-087	7/8	1.203	LARGE CLOSED
GN-100	1	1.406	LARGE CLOSED




SPLIT FERRULE GRIP (1" LONG) BRASS

PART NO.	STUD SIZE	GRIP DIA.(D)	FOOT SIZE
GC-019	3/16	.305	SMALL SPLIT
GC-025	1/4	.380	SMALL SPLIT
GC-031	5/16	.445	SMALL SPLIT
GC-037	3/8	.505	SMALL SPLIT
GC-043	7/16	.585	SMALL SPLIT
GC-050	1/2	.650	SMALL SPLIT
GC-062	5/8	.785	MEDIUM SPLIT
GC-075	3/4	1.030	MEDIUM SPLIT
GC-087	7/8	1.203	LARGE SPLIT
GC-100	1	1.406	LARGE SPLIT



LONG SPLIT FERRULE GRIP (2" LONG) BRASS

PART NO.	STUD SIZE	GRIP DIA.(D)	FOOT SIZE
GD-025	1/4	.380	SMALL
GD-031	5/16	.445	SMALL
GD-037	3/8	.505	SMALL
GD-043	7/16	.585	SMALL
GD-050	1/2	.650	SMALL
GD-062	5/8	.785	MEDIUM
GD-075	3/4	1.030	MEDIUM
GDF-037	3/8	.505	SMALL
GDF-050	1/2	.650	SMALL
GDF-062	5/8	.785	MEDIUM
GDF-100	1	1.406	LARGE





TRU-FIT PRODUCTS • TRU-WELD

QUALITY WELD STUDS, STUD WELDING EQUIPMENT AND FASTENERS SINCE 1928

Atlanta • Calgary • Chicago • Dallas • Denver • Houston • Kansas City • Las Vegas • Medina • New York City • Salt Lake City • Smithville • Toronto • Vancouver

WELD THRU DECK ACCESSORIES

WELD THRU DECK FOOT ASSEMBLY




PART NO.	DESCRIPTION
B-0021A	ALUMINUM WTD ASSEMBY
B-0021-1A	ALUMINUM FOOT
B-0021P	PHENOLIC WTD ASSEMBLY
B-0021-1P	PHENOLIC FOOT
B-0021-2	EXTENSION BAR
B-0021-3	1/4-20 X 1 SCREWS

WELD THRU DECK FERRULE HOLDER



PART NO.	DESCRIPTION
B-0060-1	3/4 WTD & 7/8 FLAT
B-0060-2	3/4 FLAT & 5/8 WTD
B-0060-3	5/8 FLAT & 1/2 WTD
B-0060-4	1 FLAT & 7/8 WTD
B-0060-5	1/2 FLAT & 3/8 WTD
B-0060-6	3/8 FLAT & 1/4 WTD

REFRACTORY FERRULE FOOT PLATE



PART NO.	NECK DIA.
QY-025-1	.810
QY-025-2	.930
QY-025-3	1.030
QY-031	.3125

HEAVY DUTY FERRULE GRIP



PART NO.	STUD DIA.
GH-050	1/2
GH-062	5/8
GH-075	3/4
GH-087	7/8
GH-100	1

**B-3C Foot for all sizes of GH*

TRU-FIT PRODUCTS/TRU-WELD • 460 LAKE ROAD MEDINA, OHIO 44256 • (800) 321-5588 PHONE • TRUWELD@TFPCORP.COM

WWW.TFPCORP.COM • WWW.TRUWELDSTUDWELDING.COM



TRU-FIT PRODUCTS • TRU-WELD

QUALITY WELD STUDS, STUD WELDING EQUIPMENT AND FASTENERS SINCE 1928

Atlanta • Calgary • Chicago • Dallas • Denver • Houston • Kansas City • Las Vegas • Medina • New York City • Salt Lake City • Smithville • Toronto • Vancouver

SPECIAL FEET AND FERRULE PLATES

SPLIT BI-POD FEET

<u>PART NO.</u>	<u>STUD SIZE</u>
BP-1C	1/8-1/2
BP-2C	5/8-3/4
BP-3C	7/8-1"



CLOSED BI-POD FEET

<u>PART NO.</u>	<u>STUD SIZE</u>
BP-1N	1/8-1/2
BP-2N	5/8-3/4
BP-3N	7/8-1"



TWIN LEG FERRULE FOOT PLATE

<u>PART NO.</u>	<u>STUD SIZE</u>
QN-025	1/4
QN-031	5/16
QN-037	3/8
QN-050	1/2
QN-062	5/8
QN-075	3/4
QN-087	7/8
QN-100	1"



SINGLE LEG FERRULE FOOT PLATE

<u>PART NO.</u>	<u>STUD SIZE</u>
QM-025	1/4
QM-037	3/8
QM-050	1/2
QM-062	5/8
QM-075	3/4
QM-087	7/8





TRU-FIT PRODUCTS • TRU-WELD


QUALITY WELD STUDS, STUD WELDING EQUIPMENT AND FASTENERS SINCE 1928

Atlanta • Calgary • Chicago • Dallas • Denver • Houston • Kansas City • Las Vegas • Medina • New York City • Salt Lake City • Smithville • Toronto • Vancouver

CLOSED FEET




B-1N



B-2N



B-3N



B-6N/B-7N



B-4N/B-5N



028-833

PART NO.	DESCRIPTION	STUD SIZE
B-1N	SMALL	1/8-1/2
B-2N	MEDIUM	5/8-3/4
B-3N	LARGE	7/8-1"
B-4N	BANTAM A-58	1/8-1/2
B-5N	BANTAM A-58	5/8-3/4
B-6N	NS-30	1/8-1/2
B-7N	NS-30	5/8-3/4
028-833	CD FOOT	




TRU-FIT PRODUCTS • TRU-WELD

QUALITY WELD STUDS, STUD WELDING EQUIPMENT AND FASTENERS SINCE 1928

Atlanta • Calgary • Chicago • Dallas • Denver • Houston • Kansas City • Las Vegas • Medina • New York City • Salt Lake City • Smithville • Toronto • Vancouver

SPLIT FEET



B-1C



B-2C



B-3C



B-6C/B-7C



B-4CR/B-5CR

PART NO.	DESCRIPTION	STUD SIZE
B-1C	SMALL	1/8-1/2
B-2C	MEDIUM	5/8-3/4
B-3C	LARGE	7/8-1"
B-4CR (RECESSED)	BANTAM C-2	1/8-1/2
B-5CR (RECESSED)	BANTAM C-2	5/8-3/4
B-6C	NS-30	1/8-1/2
B-7C	NS-30	5/8-3/4







TRU-FIT PRODUCTS • TRU-WELD

QUALITY WELD STUDS, STUD WELDING EQUIPMENT AND FASTENERS SINCE 1928

Atlanta • Calgary • Chicago • Dallas • Denver • Houston • Kansas City • Las Vegas • Medina • New York City • Salt Lake City • Smithville • Toronto • Vancouver

MISCELLANEOUS GUN PARTS

	<u>PART NO.</u>	<u>DESCRIPTION</u>
	033-506	CONNECTOR STUD
	033-504	THREADED CHUCK EXTENSION
	033-505 033-505LD	TAPERED CHUCK ADAPTER LIGHT DUTY TAPERED CHUCK
	MT-0003	THREADED TAPERED ADAPTER



TRU-FIT PRODUCTS • TRU-WELD

QUALITY WELD STUDS, STUD WELDING EQUIPMENT AND FASTENERS SINCE 1928

Atlanta • Calgary • Chicago • Dallas • Denver • Houston • Kansas City • Las Vegas • Medina • New York City • Salt Lake City • Smithville • Toronto • Vancouver

PSR Accessories

PSR SIDE LOAD PSR CHUCKS



PART NO.	SIZE	DESCRIPTION
CSL-037L	3/8"	3/8 SIDE LOAD CHUCK LONG BRACKET
CSL-037S	3/8"	3/8 SIDE LOAD CHUCK SHORT BRACKET
CSL-050L	1/2"	1/2 SIDE LOAD CHUCK LONG BRACKET
CSL-050S	1/2"	1/2 SIDE LOAD CHUCK SHORT BRACKET
CSL-062L	5/8"	5/8 SIDE LOAD CHUCK LONG BRACKET
CSL-062S	5/8"	5/8 SIDE LOAD CHUCK SHORT BRACKET
CSL-075L	3/4"	3/4 SIDE LOAD CHUCK LONG BRACKET
CSL-075S	3/4"	3/4 SIDE LOAD CHUCK SHORT BRACKET
CSLB-037A	3/8"	3/8 SIDE LOAD PSR CHUCK
CSLB-050A	1/2"	1/2 SIDE LOAD PSR CHUCK
CSLB-062A	5/8"	5/8 SIDE LOAD PSR CHUCK
CSLB-075A	3/4"	3/4 SIDE LOAD PSR CHUCK



LEG WIDENERS

PART NO.	DESCRIPTION
CSLX	MID-LEG WIDENER
CSLX-SP	AT GUN LEG WIDENER



FERRULE WIDE FOOT PLATE

PART NO.	DESCRIPTION
QNW-037	3/8 WIDE FOOT PLATE
QNW-050	1/2 WIDE FOOT PLATE
QNW-062	5/8 WIDE FOOT PLATE
QNW-075	3/4 WIDE FOOT PLATE
QNW-125	1-1/4 WIDE FOOT PLATE



TRU-FIT PRODUCTS • TRU-WELD

QUALITY WELD STUDS, STUD WELDING EQUIPMENT AND FASTENERS SINCE 1928

Atlanta • Calgary • Chicago • Dallas • Denver • Houston • Kansas City • Las Vegas • Medina • New York City • Salt Lake City • Smithville • Toronto • Vancouver

PSR Accessories



1/2" PSR Chuck

PART NO.	DESCRIPTION
CH-037-PSR	3/8" PSR CHUCK
CH-050-PSR	1/2" PSR CHUCK



TRU-FIT PRODUCTS • TRU-WELD

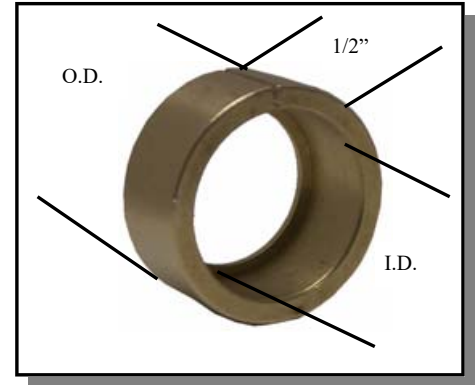
QUALITY WELD STUDS, STUD WELDING EQUIPMENT AND FASTENERS SINCE 1928

Atlanta • Calgary • Chicago • Dallas • Denver • Houston • Kansas City • Las Vegas • Medina • New York City • Salt Lake City • Smithville • Toronto • Vancouver

SPECIAL ACCESSORIES

FERRULE TUBE BUSHING

PART NO.	STUD SIZE	I.D.	O.D.
MB-025	1/4	.500	.875
MB-031	5/16	.562	.875
MB-037	3/8	.625	.875
MB-050	1/2	.750	.875



GAS ADAPTOR FOOT FOR ALUMINUM WELDING



PART NO. BG-3

PART NO.	DESCRIPTION
BG-3-1	FOOT ONLY
BG-3-2	SPARK SHIELD ONLY
TWE1026	VALVE



TRU-FIT PRODUCTS • TRU-WELD


QUALITY WELD STUDS, STUD WELDING EQUIPMENT AND FASTENERS SINCE 1928

Atlanta • Calgary • Chicago • Dallas • Denver • Houston • Kansas City • Las Vegas • Medina • New York City • Salt Lake City • Smithville • Toronto • Vancouver

B COLLETS


CAPACITOR DISCHARGE ACCESSORIES

PART NO.	STUD DIA.
CDB-008	14 GA
CDB-010	12 & #4
CDB-012	1/8 & #5
CDB-013	10 GA & #6
CDB-015	#8
CDB-018	#10
CDB-021	.215
CDB-025	1/4
CDB-031	5/16
CDB-037	3/8
CDB-003M	3 MM
CDB-004M	4 MM
CDB-005M	5 MM
CDB-006M	6 MM




B COLLETS AGM STYLE

PART NO.	STUD DIA.
CDB-008A	14 GA
CDB-010A	12 GA
CDB-013A	#6
CDB-015A	#8
CDB-018A	#10
CDB-025A	1/4



EURO/SOYER COLLETS

PART NO.	STUD DIA.
CDBS-008	#2
CDBS-010	#4 & 12 GA
CDBS-013	#6
CDBS-015	#8
CDBS-018	#10
CDBS-025	1/4
CDBS-031	5/16
CDBS-037	3/8
CDBS-003M	3 MM
CDBS-004M	4 MM
CDBS-005M	5 MM
CDBS-006M	6 MM





TRU-FIT PRODUCTS • TRU-WELD

QUALITY WELD STUDS, STUD WELDING EQUIPMENT AND FASTENERS SINCE 1928

Atlanta • Calgary • Chicago • Dallas • Denver • Houston • Kansas City • Las Vegas • Medina • New York City • Salt Lake City • Smithville • Toronto • Vancouver

CAPACITOR DISCHARGE ACCESSORIES

MAGNETIC CHUCKS

PART NO.	DESCRIPTION
035-301	MULTI-PIECE MAGNETIC CHUCK
039-613	SINGLE PIECE MAGNETIC CHUCK



B COLLETS PROTECTOR

PART NO.	STUD SIZE
028-837	12 GA
028-838	10 GA
028-836	BODY ONLY
028-834	12 GA TIP
028-835	10 GA TIP
028-827	14 GA ASSEMBLY



B STOP

PART NO.	DESCRIPTION
033-775	5/8
033-776	1/2
033-777	3/8
033-778	1/4
033-779	1/8
033-780	UNIVERSAL BUTTON STOP
033-781	1-1/4
033-782	1-1/8
033-783	1"
033-784	7/8
033-785	3/4



SHORT BUTTON STOP



UNIVERSAL B STOP



TRU-FIT PRODUCTS • TRU-WELD

QUALITY WELD STUDS, STUD WELDING EQUIPMENT AND FASTENERS SINCE 1928

Atlanta • Calgary • Chicago • Dallas • Denver • Houston • Kansas City • Las Vegas • Medina • New York City • Salt Lake City • Smithville • Toronto • Vancouver

CAPACITOR DISCHARGE ACCESSORIES

COLLETS INSERTS FOR WELD



PART NO.	STUD DIA. X DEPTH	PART NO.	STUD DIA. X DEPTH
CI-010-025	#4 X 1/4	CI-018-025	#10 X 1/4
CI-010-037	#4 X 3/8	CI-018-037	#10 X 3/8
CI-010-050	#4 X 1/2	CI-018-050	#10 X 1/2
CI-010-100	#4 X 1"	CI-018-062	#10 X 5/8
CI-013-025	#6 X 1/4	CI-018-075	#10 X 3/4
CI-013-037	#6 X 3/8	CI-018-100	#10 X 1"
CI-013-050	#6 X 1/2	CI-025-025	1/4 X 1/4
CI-013-062	#6 X 5/8	CI-025-037	1/4 X 3/8
CI-013-075	#6 X 3/4	CI-025-050	1/4 X 1/2
CI-013-100	#6 X 1"	CI-025-062	1/4 X 5/8
CI-014-050	10GA X 1/2	CI-025-075	1/4 X 3/4
CI-014-075	10GA X 3/4	CI-025-100	1/4 X 1"
CI-014-100	10GA X 1	CI-031-037	5/16 X 3/8
CI-015-025	#8 X 1/4	CI-031-050	5/16 X 1/2
CI-015-037	#8 X 3/8	CI-031-062	5/16 X 5/8
CI-015-050	#8 X 1/2	CI-031-075	5/16 X 3/4
CI-015-062	#8 X 5/8	CI-031-100	5/16 X 1"
CI-015-075	#8 X 3/4	CI-037-050	3/8 X 1/2
CI-015-100	#8 X 1"	CI-037-075	3/8 X 3/4
		CI-037-100	3/8 X 1"

COLLETS INSERTS FOR WELD PINS



PART NO.	STUD DIA. X DEPTH
CIP-010-050	12GA X 1/2
CIP-010-075	12GA X 3/4
CIP-010-100	12GA X 1"
CIP-014-050	10GA X 1/2
CIP-014-075	10GA X 3/4

STANDARD SPARK SHIELD



PART NO.	STUD RANGE
033-764	14 GA – #6
033-765	#8-3/8

VENTED SPARK SHIELD



PART NO.	STUD RANGE
033-769	14 GA – 10 GA
033-769L	#6-3/8

TEMPLATE TUBE ADAPTOR



PART NO.	TEMPLATE I.D.
039-839 (BRASS)	1"
039-840	1-1/4"
039-841	1"
039-900TWE(EURO)	1-1/4"
039-900TWB(B COLLET)	1-1/4"



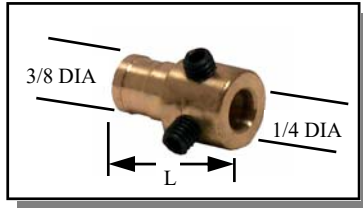
TRU-FIT PRODUCTS • TRU-WELD

QUALITY WELD STUDS, STUD WELDING EQUIPMENT AND FASTENERS SINCE 1928

Atlanta • Calgary • Chicago • Dallas • Denver • Houston • Kansas City • Las Vegas • Medina • New York City • Salt Lake City • Smithville • Toronto • Vancouver

ADAPTORS


B-CI ADAPTOR



PARTNO.

044-082 7/8 LONG
033-746 1-9/16 LONG


K-B ADAPTORS



PART NO.

039-464


B-N ADAPTOR



PART NO.

039-468

ADAPTORS



PART NO

044-083 N-B
044-084 N-C

.I.D.

3/8 ID
1/4 ID



TRU-FIT PRODUCTS • TRU-WELD

QUALITY WELD STUDS, STUD WELDING EQUIPMENT AND FASTENERS SINCE 1928

Atlanta • Calgary • Chicago • Dallas • Denver • Houston • Kansas City • Las Vegas • Medina • New York City • Salt Lake City • Smithville • Toronto • Vancouver

WELD CABLE CONNECTORS

HEAVY DUTY HI TEMP CONNECTOR



PART NO.	DESCRIPTION
107-0006	4/0 MALE CAM-LOK HI TEMP
107-0006-1	4/0 MALE SLEEVE
107-0006-2	4/0 MALE BRASS ONLY

PART NO.	DESCRIPTION
107-0007	4/0 FEMALE CAM-LOK HI TEMP
107-0007-1	4/0 FEMALE SLEEVE
107-0007-2	4/0 FEMALE BRASS ONLY

107-0007-CW HI TEMP PIN COPPER WRAP (FITS MALE OR FEMALE)

LIGHT DUTY CONNECTOR



PART NO.	DESCRIPTION
107-0010	1/0 MALE CAM-LOK
107-0011	1/0 FEMALE CAM-LOK



TRU-FIT PRODUCTS • TRU-WELD

QUALITY WELD STUDS, STUD WELDING EQUIPMENT AND FASTENERS SINCE 1928

Atlanta • Calgary • Chicago • Dallas • Denver • Houston • Kansas City • Las Vegas • Medina • New York City • Salt Lake City • Smithville • Toronto • Vancouver

CONTROL CABLE CONNECTORS



PART NO.	DESCRIPTION
TWE16102	MALE PHOENIX CONNECTOR
TWE16103	FEMALE PHOENIX CONNECTOR
TWE16104	PHOENIX PANEL MOUNT CONNECTOR
TWE16132	ANGLED MALE PHOENIX CONNECTOR

HUBBELL STYLE CONNECTOR



2-WIRE (M)

PANEL MOUNT

HUBBELL (M)

PART NO.	DESCRIPTION
107-0016	2-WIRE/3-WIRE MALE
107-0017	2-WIRE/3-WIRE FEMALE
107-0018	2-WIRE/3-WIRE PANEL MOUNT
107-0019	MALE RUBBER COVER
107-0020	FEMALE RUBBER COVER
107-0030	HUBBELL MALE
107-0032	HUBBELL FEMALE
107-0031	HUBBELL PANEL MOUNT



TRU-FIT PRODUCTS • TRU-WELD

QUALITY WELD STUDS, STUD WELDING EQUIPMENT AND FASTENERS SINCE 1928

Atlanta • Calgary • Chicago • Dallas • Denver • Houston • Kansas City • Las Vegas • Medina • New York City • Salt Lake City • Smithville • Toronto • Vancouver

PANEL MOUNT CAMLOK CONNECTORS



PART NO.

107-0003

107-0002

DESCRIPTION

MALE PANEL MOUNT

FEMALE PANEL MOUNT

WELD CABLE LUGS



PART NO.

123-0006

123-0002

123-0008

123-0009

123-0013

123-0010

DESCRIPTION

#1 W/1/4 HOLE

#1 W/3/8 HOLE

1/0 W/3/8 HOLE

1/0 W/1/2/ HOLE

4/0 W/3/8 HOLE

4/0 W/1/2/ HOLE

ACCESSORIES



PART NO.

TWE17027

102-0042

DESCRIPTION

ALLEN WRENCH SET

CHUCK EJECTOR KEY



TRU-WELD

**460 LAKE ROAD
MEDINA, OHIO 44256**

(800) 321-5588

TRUWELD@TFPCORP.COM

TRUWELDDSTUDWELDING.COM



MADE IN AMERICA